

Report

Multidimensional Inventory of Development, Sex and Aggression



© 2010 by Augur Enterprises, Inc.
All Rights Reserved.

Respondent: David
Date: December 21, 2010

TABLE OF CONTENTS

INTRODUCTION TO MIDSA.....	1
VALIDITY OF RESPONDENT'S ANSWERS.....	1
Discrepancies Analysis.....	1
Lie Scales.....	2
GENERAL INFORMATION.....	4
FAMILY HISTORY.....	4
Adult Caregivers.....	5
Scales for Respondent's Relationship with His Important Caregivers.....	6
Physical Punishment and Abuse.....	6
SEXUAL EXPERIENCES IN CHILDHOOD AND ADOLESCENCE.....	7
SOCIAL HISTORY.....	12
School History.....	12
Social Relationships.....	13
Intimacy Scales.....	15
Occupational History.....	16
ANTISOCIAL HISTORY.....	17
Attention Deficit and Hyperactivity and Oppositional Behavior.....	17
School Problems.....	18
Juvenile Alcohol and Drug History.....	19
Admitted Delinquent and Criminal Behavior.....	20
Criminal History.....	22
Juvenile Antisocial Scales.....	25
ADULT ANTISOCIAL HISTORY.....	26
Adult Alcohol and Drug History.....	26
Adult Criminal Activities.....	27
Adult Criminal History.....	29
Adult Antisocial Scales.....	32
INTRODUCTION TO SEXUALIZATION SECTIONS.....	33
SEXUAL HISTORY AND PREFERENCES.....	33
General Sexual Behavior.....	33
Age Preferences in Sexual Contact with Females.....	33
Age Preferences in Sexual Contact with Males.....	34
PORNOGRAPHY.....	34
Exposure to and Use of Pornography.....	34
Pornography Use Scales.....	38

CHILD MOLESTATION	39
Kinds of Sexual Contact	40
Sexual Thoughts about Females	40
Sexual Thoughts about Males	40
Modus Operandi of Child Molestation	41
SEXUAL FANTASY, ATTITUDES, AND BEHAVIOR SCALES	43
Sexual Lie Scale	43
Child Molestation Scales	44
Sexualization Scales	47
Masculine Adequacy and Sexual Inadequacy Scales	48
Paraphilia Scales	50
Sexual Sadism Scales	52
Expressive Aggression Scales	53
Psychopathy and Hypermasculinity Scales	54
Pervasive Anger Scales	57
Offense Planning Scales	58
Scale Legend	60

INTRODUCTION TO MIDSA

The full MIDSA report has the following parts: Demographic Information, Family History, Social and Antisocial History, Sexualization, and Attitudes and Behaviors Supporting Sexual Coercion. This report may not have all these parts if either (a) the administrator chose to have the respondent take only parts or (b) the respondent answered that he had not experienced certain things (for example, he may have said he never had any sexual contact or he was never physically punished). The report includes narrative descriptions and reports of scales that assess particular characteristics of the respondent's answers. All scales are standardized against the reports of community adults and offender samples.

In an assessment with many questions, respondents will make mistakes and can have inconsistent responses. When feasible, the report will call such answers to your attention. You will also need to be vigilant for other such responses. Inconsistencies and unrealistic answers often can effectively serve as a starting point for therapeutic exploration of important clinical issues. Respondents' answers cannot be considered legally binding admissions.

This is the respondent's first time taking the assessment.

VALIDITY OF RESPONDENT'S ANSWERS

MIDSA checks that the respondent is answering truthfully in two ways. First, it compares the respondent's answers on specific questions to answers entered by the session manager, and second, it provides one to three general lie scales.

Discrepancies Analysis

The session manager and the respondent were both asked questions about the respondent's criminal history for sexual and nonsexual crimes separately. Their answers were compared to assess whether the respondent was answering truthfully.

No Discrepancy: The respondent and session manager agreed that the respondent has been convicted of a sexual crime.

No Discrepancy: The respondent and session manager agreed that the respondent has never been arrested for a nonsexual crime.

Lie Scales

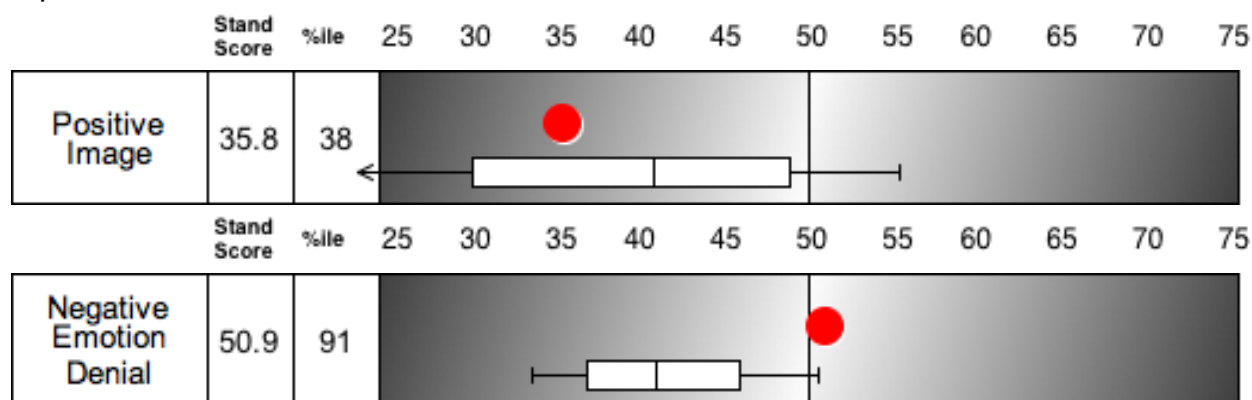
The MIDSA includes three lie scales. All respondents answer the questions for the Positive Image Scale. Respondents who take the Attitudes and Behavior Change portion of the MIDSA will generate scores on the other two scales as well.

The respondent's score on the Positive Image and Negative Emotion Denial Scales appear in the charts below. The T scores are based on the reports of community adults. It is generally considered that scores above 65 indicate questionable validity.

The whiskers plots are based on the responses of incarcerated adult sexual offenders. If the respondent is a convicted sexual offender, his percentile score, which defines his position relative to other such offenders, should be taken into account as well as his T score. Percentile scores in the top decile (> 90 %ile) of such offenders suggest that the respondent may be defensive and his report should be interpreted with this in mind.

The Improbability scale is reported last. It is calculated as a sum. For interpretation see the description of this scale below.

See the Clinical Manual for additional help with interpretation. The Scale Legend for the Positive Image and Negative Emotional Denial Scales is located on the last page of this report.



Description of Lie Scales

Positive Image. The Positive Image scale consists of nine items that respondents would answer if they wished to appear in a positive light. Examples are: claiming that (a) they never litter and (b) are always good listeners. Respondents who are high on this scale may be inclined to exaggerate their positive traits.

Negative Emotion Denial. The Negative Emotion Denial scale consists of nine items that assess respondents' tendency to deny negative characteristics. For example, a respondent who scores high on this scale would deny that he ever would try to get even rather than forgive and forget. Respondents who score high on this scale are not admitting that they have undesirable negative reactions to things.

Improbability Scale. The Improbability scale consists of three items that are highly unlikely to occur. If a respondent answers two or more items in the improbable direction, one should question his understanding or reading of the questions on the MIDSA. The respondent's score was 0.0.

GENERAL INFORMATION

The respondent is a 51 year old male. His racial heritage is Caucasian.

The respondent said that he has been arrested only for sexual crimes. He has been convicted of a sexual crime. The first time he was arrested, he was 22 years old. He has been arrested 4 times.

The respondent reports that he was never incarcerated before his eighteenth birthday. The respondent reports that since his eighteenth birthday he has been incarcerated 3 times for a total of 10 or more years. His most recent incarceration has been for 6 to 9 years.

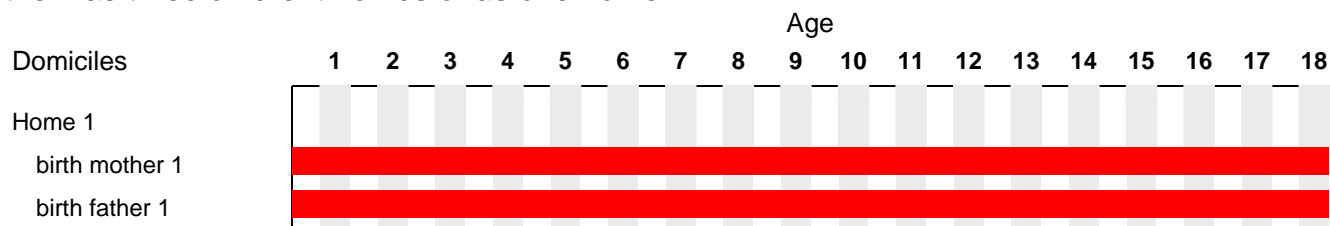
The respondent reports that he has been treated for a psychiatric or psychological problem once. He reports having seen 1 therapist(s). In his most intensive therapy, he saw the therapist once a week. He was 15 years old the first time he saw a therapist and 15 the last time. From a list of common therapeutic problems, he indicated he was treated for: anxiety.

He has never received medication for such problems. He has never been admitted to a psychiatric facility.

The respondent reports that he has never had a head injury.

FAMILY HISTORY

In the first section of the Developmental History, the respondent was asked to chart the homes and caregivers he lived with during his first eighteen years. The chart below maps his answers. Columns represent half years of his life and rows represent the places he resided and what adults took care of him. The respondent chose whether a home represents a physical place or the time he spent with a particular caregiver. For example, if he lived in three different apartments with his mother, he might represent them as three different homes or as one home.



They were never divorced or separated.

The respondent had no older and 1 younger brother(s). Of his younger brothers, he has 1 full brother(s), no maternal half brother(s), no paternal half brother(s), no adoptive brother(s), and no foster brother(s).

He had no older and 3 younger sister(s). Of his younger sisters, he has 3 full sister(s), no maternal half sister(s), no paternal half sister(s), no adoptive sister(s), and no foster sister(s).

None of his siblings have been arrested.

Adult Caregivers

Respondents were asked to identify the one or two women and one or two men who were most important in their lives. They were asked a series of questions about them. The respondent was asked about their arrest records, drinking and drug history, and psychiatric hospitalizations. The report next displays two scales that assess the quality of the respondent's relationship with his important caregivers. This segment ends with a description of the amount and kind of violence between important caregiver pairs.

The respondent's birth mother 1 was never in trouble with the police. She was never stoned or high on drugs. She was never drunk. She was never hospitalized for any mental problems.

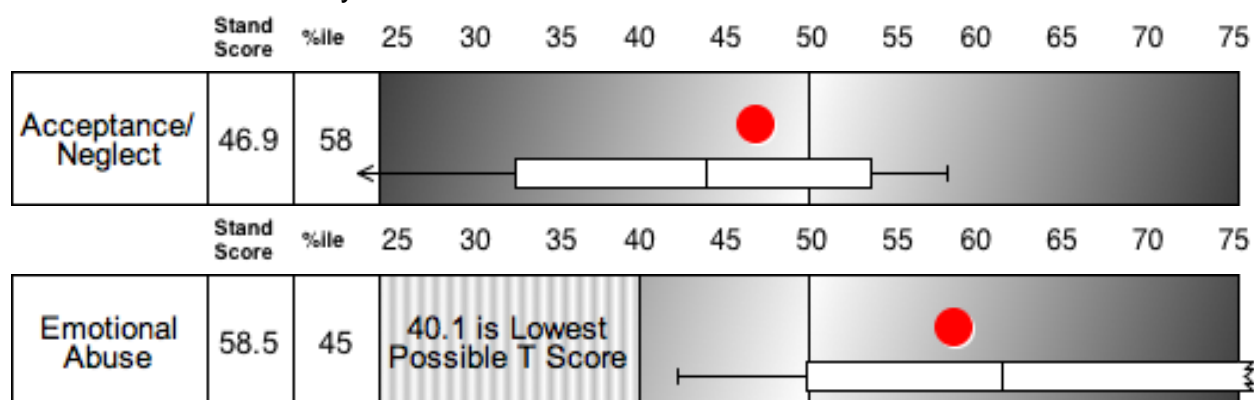
The respondent's birth father 1 was never in trouble with the police. He was never stoned or high on drugs. He was never drunk. He was never hospitalized for any mental problems.

Scales for Respondent's Relationship with His Important Caregivers

The MIDSA includes two factor analytic scales describing the relationship between the respondent and the caregivers he has identified as most important in his life (1-2 women and 1-2 men). The scales are standardized against community adults. Respondents who knew their caregivers during both their childhood and teenage years were asked these questions twice, once for each time period.

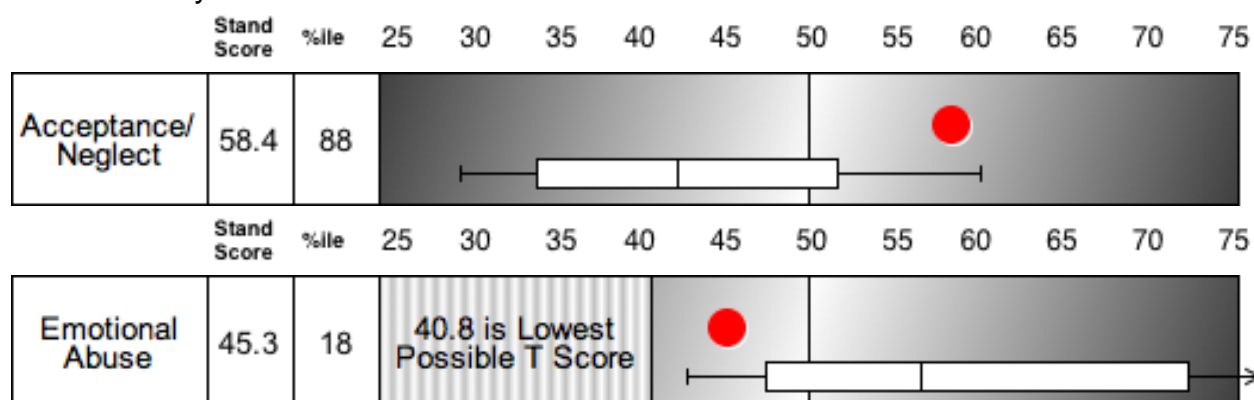
birth mother 1

The respondent's relationship with his birth mother 1 was assessed for both his childhood and his teen years.



birth father 1

The respondent's relationship with his birth father 1 was assessed for both his childhood and his teen years.



Physical Punishment and Abuse

This part of the report tells the respondents' experiences with physical abuse.

The respondent was punished by his birth father 1 from the time he was 5 until he was 14. He punished him once or a few times.

The respondent reported the following kinds of punishment or abuse received from his birth father 1:

Type of Punishment/Abuse	Never	Once or a few times	A few times a year	Once or twice a month	Once or twice a week	Almost every day
Being hit or spanked		✓				
Being hit with something other than a hand	✓					
Being punched or kicked	✓					
Being burned	✓					
Having broken bones	✓					
Having injuries requiring medical attention	✓					
Being punished in some other way		✓				

SEXUAL EXPERIENCES IN CHILDHOOD AND ADOLESCENCE

The respondent was asked to identify all people who had sexual contact with him before he was 18 years old. He was asked about sexual experiences with specific people caregivers, relatives, and adults in positions of authority. He was also asked about sexual contacts with unrelated agemates. If he reported having sexual contacts with three or fewer girls or boys, he was asked about his contacts with each. If he reported sexual contact with three or more girls or three or more boys, he was asked about those experiences in general.

If the respondent named someone who may have been a minor, the respondent was asked how old the person was at their first encounter.

If nothing appears below, it means that the respondent denied having any sexual experiences in his childhood or teenage years.

Sexual Contact with Respondent's sister 1

The respondent reported that the sexual contact with his sister 1 started when he was 9. It ended when he was 19 years old. His sister 1 was 7-8 years of age years old when they first had sexual contact. He and his sister 1 had sexual contact once or twice a week.

The respondent described how often he was the victim, consenting partner, or perpetrator in sexual encounters with his sister 1:

	Never	Once or a few times	A few times a year	Once or twice a month	Once or twice a week	Almost every day
He was manipulated or tricked to have sex.	✓					
He was bribed.	✓					
He was forced by verbal threats.	✓					
He was physically forced.	✓					
They were both willing to have sex.					✓	
He manipulated, tricked or bribed his sister 1.	✓					
He verbally or physically forced his sister 1.	✓					

For those incidents in which both participants were willing, the sex involved the following:

- Touching, fondling, or sexual kissing
- Oral sex

Sexual Contact with Respondent's brother 1

The respondent reported that the sexual contact with his brother 1 started when he was 11. It ended when he was 16 years old. His brother 1 was 7-8 years of age years old when they first had sexual contact. He and his brother 1 had sexual contact once or twice a week.

The respondent described how often he was the victim, consenting partner, or perpetrator in sexual encounters with his brother 1:

	Never	Once or a few times	A few times a year	Once or twice a month	Once or twice a week	Almost every day
He was manipulated or tricked to have sex.	✓					
He was bribed.	✓					
He was forced by verbal threats.	✓					
He was physically forced.	✓					
They were both willing to have sex.					✓	
He manipulated, tricked or bribed his brother 1.	✓					
He verbally or physically forced his brother 1.	✓					

For those incidents in which both participants were willing, the sex involved the following:

- Touching, fondling, or sexual kissing
- Oral sex
- Attempted vaginal or anal intercourse

Sexual Contact with Respondent's sister 2

The respondent reported that the sexual contact with his sister 2 started when he was 11. It ended when he was 16 years old. His sister 2 was 7-8 years of age years old when they first had sexual contact. He and his sister 2 had sexual contact once or twice a week.

The respondent described how often he was the victim, consenting partner, or perpetrator in sexual encounters with his sister 2:

	Never	Once or a few times	A few times a year	Once or twice a month	Once or twice a week	Almost every day
He was manipulated or tricked to have sex.	✓					
He was bribed.	✓					
He was forced by verbal threats.	✓					
He was physically forced.	✓					
They were both willing to have sex.					✓	
He manipulated, tricked or bribed his sister 2.	✓					
He verbally or physically forced his sister 2.	✓					

For those incidents in which both participants were willing, the sex involved the following:

- Touching, fondling, or sexual kissing
- Oral sex

Sexual Contact With Unrelated Young Females

The respondent reported that he had sexual contact with 4 to 6 girlfriends, girls he knew casually, or girls he had just met who were under the age of 21 years. He was 12 years old the first time he had such contact and 17 years old the last time he had such contact. This sex occurred once or twice a week.

The respondent described how often he was the victim, consenting partner, or perpetrator in sexual encounters with girls:

	Never	Once or a few times	A few times a year	Once or twice a month	Once or twice a week	Almost every day
He was manipulated or tricked to have sex.	✓					
He was bribed.	✓					
He was forced by verbal threats.	✓					
They were both willing to have sex.					✓	
He manipulated, tricked or bribed the girls.	✓					
He verbally or physically forced the girls.	✓					

For those incidents in which the respondent was forced or manipulated, the sex involved the following:

- Touching, fondling, or sexual kissing

For those incidents in which both participants were willing, the sex involved the following:

- Touching, fondling, or sexual kissing

Sexual Contact with Unrelated Young Males

The respondent reported that he had sexual contact with 4 to 6 boyfriends, boys he knew casually, or boys he had just met who were under the age of 21 years. He was 9 years old the first time he had such contact and 19 years old the last time he had such contact. This sex occurred almost every day.

The respondent described how often he was the victim, consenting partner, or perpetrator in sexual encounters with boys:

	Never	Once or a few times	A few times a year	Once or twice a month	Once or twice a week	Almost every day
He was manipulated or tricked to have sex.	✓					
He was bribed.	✓					
He was forced by verbal threats.	✓					
He was physically forced.	✓					
They were both willing to have sex.						✓
He manipulated, tricked or bribed the boys.	✓					
He verbally or physically forced the boys.	✓					

For those incidents in which both participants were willing, the sex involved the following:

- Touching, fondling, or sexual kissing
- Oral sex
- Attempted anal intercourse
- Completed anal intercourse
- Anal penetration with finger
- Anal penetration with object

SOCIAL HISTORY

This section of the MIDSA report includes three parts. The first part reports the respondent's school history. The second segment asks about his social relationships, both friendships and romantic relationships. The third segment reports his work history.

School History

The respondent has completed grade 12. The respondent graduated from high school. The respondent earned his GED. The respondent never attended a trade or technical school.

The respondent repeated Grade 3. He never attended any special education classes.

The respondent is not in school at present.

Social Relationships

Friendships

The respondent reported that when he was a child he had a few casual friends and no close friends. As a teenager (13-18 years of age), he had a few casual friends and only one close friend. Two to four of his casual teenage friends was(were) female(s) and five or more was(were) male(s). None of his close teenage friends was(were) female(s) and two to four was(were) male(s). The respondent's longest friendship with a male or female before his eighteenth birthday lasted 1 to 2 years.

The respondent was asked how much time he spent with his friends as a teenager and how they spent their time. He spent 5 to 6 hours per day with his friends. They spent:

- No time outside school or work in clubs, teams, or other organizations,
- No time outside school or work biking, swimming, or other physical activities,
- No time outside school or work in religious activities,
- No time outside school or work going to movies, clubs, and the like,
- No time outside school or work playing games,
- No time outside school or work partying, going to clubs, etc.. - 5 to 6 hours per day just hanging out together.

The respondent reported that as an adult he had only one casual friend and no close friends. None of his casual friends have been females and only one have been males. None of his close friends have been females and none have been males. The respondent's longest adult friendship with a male or female has lasted 6 months to 1 year.

The respondent was asked how much time as an adult he spends with his friends and how they spend their time. He spends less than one hour per day with his friends. He spends 5 hours a week with his friends. They spend:

- No time outside school or work in clubs, teams, or other organizations,
- No time outside school or work biking, swimming, or other physical activities,
- No time outside school or work in religious activities,
- No time outside school or work going to movies, clubs, and the like,
- No time outside school or work playing games,
- No time outside school or work partying, going to clubs, etc. - Less than one hour per day just hanging out together.

Romantic/Sexual Relationships

The respondent said that before his eighteenth birthday he was mostly interested in males, but also some interest in females. Since his eighteenth birthday he has been mostly interested in males, but also some interest in females.

Relationships with females (not lived with) as a juvenile. The respondent said that as a teenager he never had a sexual or romantic relationship that involved emotional attachment and that lasted for at least three months.

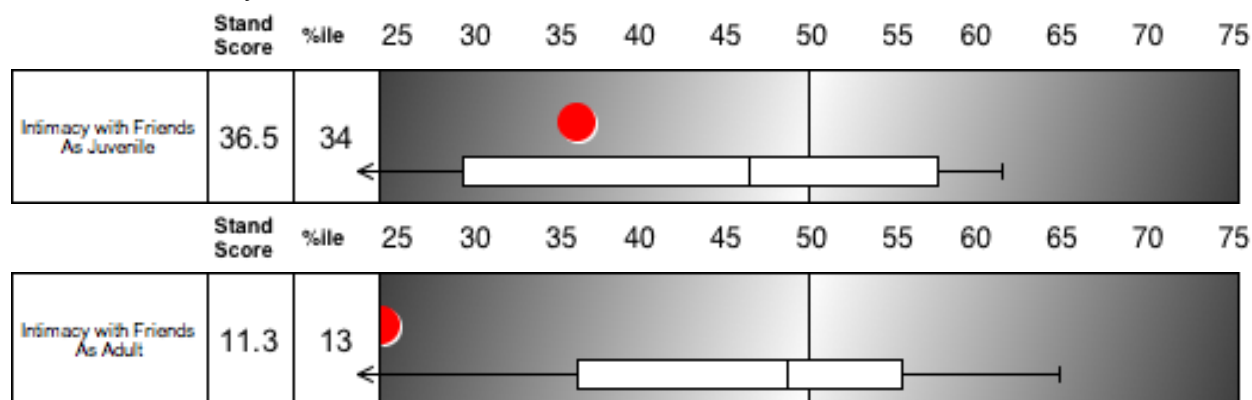
Relationships with males (not lived with) as a juvenile. The respondent had 3 to 5 sexual or romantic homosexual relationships that lasted for at least three months and involved emotional attachment. When he had his first long-term homosexual relationship, he was 12 years old. His most important homosexual relationship lasted several months. This relationship is over. In his most important homosexual relationship he saw his boyfriend once or twice a week and they had sexual contact once or twice a week. While he was in this relationship, he had sexual contact with other males once or twice a month. While he was in this relationship, he never had sexual contact with females.

Heterosexual marital relationships. The respondent reported that he has never been married.

Adult relationships with males (not lived with). The respondent reports that since his eighteenth birthday he has not had a sexual or romantic homosexual relationship that involved emotional attachment and that lasted for at least three months.

Intimacy Scales

The intimacy scales were developed separately for relationships with friends and with romantic partners. They are the result of exploratory factor analyses followed by IRT analysis. The standardization sample for the intimacy scales were men enrolled in a regional state university. Cronbach alpha for friendship intimacy was .75 and for romantic intimacy .78.



Description of Intimacy Scales

Friendship intimacy. This scale consists of nine questions. Respondents who scored high on this scale report that their relationship with important friends included behavioral and emotional support. They were asked these questions about friendships before their eighteenth birthday and adult friendships.

Respondents who reported having no friends were not given the intimacy scale.

Romantic Intimacy with Females. If a respondent said that he had at least one relationship that lasted more than three months and in which he felt close to the girl or woman, he was asked questions to determine how intimate he was with the girl or woman who meant the most to them.

He was also asked questions about adult relationships with women he married, lived with, or had a noncohabitating relationship with. A scale is displayed for the relationship in which he reported the highest intimacy.

The intimacy scale consists of eight items. Respondents who score high on this scale report that their relationship was emotionally and behaviorally supportive.

See the last page of this report for the Legend.

Fatherhood

The respondent reports that he has never fathered a child.

Occupational History

This segment of the report describes the respondent's military history, if appropriate, and then his full-time and part-time work experience.

Military Experience

The respondent was in the Army. His active duty lasted 4 years. He had a honorable discharge. The reason he gave for his discharge was expiration of term of service.

As an enlisted man he achieved a rank of three of nine possible ranks. He was passed over for promotion twice. He has received no medals for his own individual performance. The respondent has never been court-martialed. He was never given any nonjudicial punishments.

Job History

The respondent has had three full-time jobs. He describes his most recent job as: "self-employed in the scrap metal/salvage business ."

The longest time the respondent has held a full-time job is 10 or more years. At the last full-time job he had before his incarceration he worked 10 or more years. He has never been promoted.

The highest wage the respondent has ever earned is between \$10 and \$14 per hour. His current or most recent wage is between \$10 and \$14 per hour.

ANTISOCIAL HISTORY

Attention Deficit and Hyperactivity and Oppositional Behavior

In the MIDSA respondents were asked a series of questions about their childhood behaviors and impulses that are frequently found in attention deficit/hyperactive and oppositional children. Exploratory factor analysis revealed three factor scales. Because data from a community population are unavailable, the respondent's scores are reported as percentiles.

Attention Deficit

This scale consists of nine items. Respondents who score high on this scale report being careless, distractible, and disorganized before the age of 12 years. The respondent's score was higher than 2 percent of a sample of incarcerated adult sex offenders.

Inhibition Difficulties

This scale consists of five items. Respondents who score high on this scale indicate that they found it difficult to inhibit verbal and motoric behaviors as children. The respondent's score was higher than 8 percent of a sample of incarcerated adult sex offenders.

Oppositional Behavior

This scale consists of eight items. Respondents who score high on this scale report that they tended to be hateful, angry, and argumentative, and that they often refused to obey rules when they were children. The respondent's score was higher than 5 percent of a sample of incarcerated adult sex offenders.

School Problems

The respondent reported having the following problems in grade school:

Problem	Never	Once	Rarely (2 to 10 times)	Sometimes (11 to 50 times)	Often (over 50 times)
Behavior or discipline problems			✓		
He skipped school, not because of illness.	✓				
His parents came to school because of his behavior.	✓				
Other kids bullied or picked on him.			✓		
He bullied or picked on other kids.	✓				
He picked fights with other kids.	✓				
He was disruptive in the classroom.			✓		
He swore at teachers or said nasty things to them.	✓				
He physically hurt a teacher in some way.	✓				
He stayed after school for misbehaving.			✓		
He was suspended from school.	✓				
He was expelled from school.	✓				

The respondent reported having the following problems in grades 7 to 12:

Problem	Never	Once	Rarely (2 to 10 times)	Sometimes (11 to 50 times)	Often (over 50 times)
Behavior or discipline problems		✓			
He skipped school, not because of illness.	✓				
His parents came to school because of his behavior.	✓				
Other kids bullied or picked on him.	✓				
He bullied or picked on other kids.	✓				
He picked fights with other kids.	✓				
He was disruptive in the classroom.		✓			
He swore at teachers or said nasty things to them.	✓				
He physically hurt a teacher in some way.	✓				
He stayed after school for misbehaving.	✓				
He was suspended from school.	✓				
He was expelled from school.	✓				

Juvenile Alcohol and Drug History

Use of Alcohol During Childhood and Adolescence

The respondent claimed that he never drank alcohol before his thirteenth birthday. As a teenager, the respondent drank alcohol once or a few times. He never got drunk as a teen.

Consequences of Alcohol Use During Childhood and Adolescence

The respondent reported that before his eighteenth birthday the following events occurred as a result of drinking:

Event	Never	Once	Rarely (2 to 10 times)	Sometimes (11 to 50 times)	Often (over 50 times)
He missed school or work.		✓			
He was suspended or expelled from school or fired from a job.	✓				
One or more relationships with a female ended.	✓				
He passed out or had blackouts.	✓				
He was arrested for driving under the influence of alcohol.	✓				
He was arrested for destroying property.	✓				
He was arrested for fighting or being rowdy.	✓				
He started fights.	✓				
He was verbally abusive to people.	✓				
He assaulted people.	✓				
He committed a crime.	✓				

Use of Drugs Other Than Alcohol During Childhood and Adolescence

The respondent claimed that he never used drugs before his eighteenth birthday.

Admitted Delinquent and Criminal Behavior

The respondent was asked two series of questions about antisocial behaviors. This segment of the report describes behaviors he admitted to. The next section will report criminal charges or convictions that he acknowledged.

Delinquent Behaviors

The respondent was first asked how often he engaged in the following behaviors before he was 18:

Behavior	Never	Once	Rarely (2 to 10 times)	Sometimes (11 to 50 times)	Often (over 50 times)
He ran away from his parents' home.	✓				
He ran away from a foster home.	✓				
He ran away from an institution (orphanage, reform school, etc.).	✓				
He put a license plate on a car to which the plate did not belong.	✓				
He set fires (other than campfires, barbecues, or legal burning).	✓				
He purposely damaged or destroyed personal or public property.	✓				
He had illegal drugs in his possession.	✓				
He sold illegal drugs.	✓				

Criminal Behaviors

The respondent was then asked if he ever engaged in a variety of criminal behaviors, regardless of whether he was arrested for them. He was first asked whether he engaged in the following four categories: (a) stealing, fraud, or robbery, (b) carrying or using weapons, (c) fighting or hurting another person, and (d) unlawful sexual behaviors. For those categories he admitted to, he was asked a number of specific questions. The report presents tables about the details of the categories he admitted doing.

Sometimes respondents are inconsistent in their responding. For example, they may admit to carrying a weapon, but then answer "never" to all specific questions. Such discrepancies may be errors in reading or in understanding or they may reveal an issue that needs to be explored.

If there is no table, the respondent denied engaging in that category.

Stealing Behaviors

The respondent admitted that he did things involving stealing, fraud, or robbery before he was 18. He answered the following specific questions about stealing:

Behavior	Never	Once	Rarely (2 to 10 times)	Sometimes (11 to 50 times)	Often (over 50 times)
He took or stole something that did not belong to him.			✓		
He robbed a home or a business (including shoplifting).	✓				
He held up someone.	✓				
He stole cars.	✓				

Physical Assault Behaviors

The respondent admitted that he fought or hurt another person before he was 18. He answered the following specific questions about his assaultive behavior:

Behavior	Never	Once	Rarely (2 to 10 times)	Sometimes (11 to 50 times)	Often (over 50 times)
He was involved in physical fights.			✓		
He started fights or picked on others.		✓			
He physically assaulted males (not sexual).	✓				
He physically assaulted females (not sexual).	✓				
He hit or physically injured a brother, sister, parent, wife, or girlfriend.				✓	

Criminal History

The next segment of MIDSA asks about the respondent's criminal history. The questions are generally parallel to the behavioral section, but they focus on whether he was charged or convicted. First, the respondent is asked about offenses related to driving and then he was asked about delinquent offenses. After that he was asked whether he was ever charged with any of the following five categories of crimes: (a) offenses involving drugs or alcohol, (b) offenses involving stealing, fraud, or robbery, (c) offenses involving weapons, (d) offenses involving fighting, hurting or taking a person somewhere against their will, and (e) offenses involving sexual behaviors. For those categories he admitted to, he was asked a number of specific questions. Each of these sets of questions appears in a table below. If there is no table, the respondent has not

admitted to offenses in that category.

Driving-related Offenses

The respondent said he has driven a motor vehicle. He was asked how often he had been charged or convicted of the following driving offenses before his eighteenth birthday:

Offense	Never	Once	Rarely (2 to 10 times)	Sometimes (11 to 50 times)	Often (over 50 times)
Driving without a license or registration, or with a suspended license	✓				
Speeding	✓				
Going through a stop sign or a red light	✓				
Passing in a no passing zone	✓				
Driving a car, truck, or motorcycle without permission of the owner	✓				
Driving dangerously	✓				
Leaving the scene of an accident	✓				
Driving while drunk or high on drugs	✓				
Other motor vehicle violation(s)	✓				

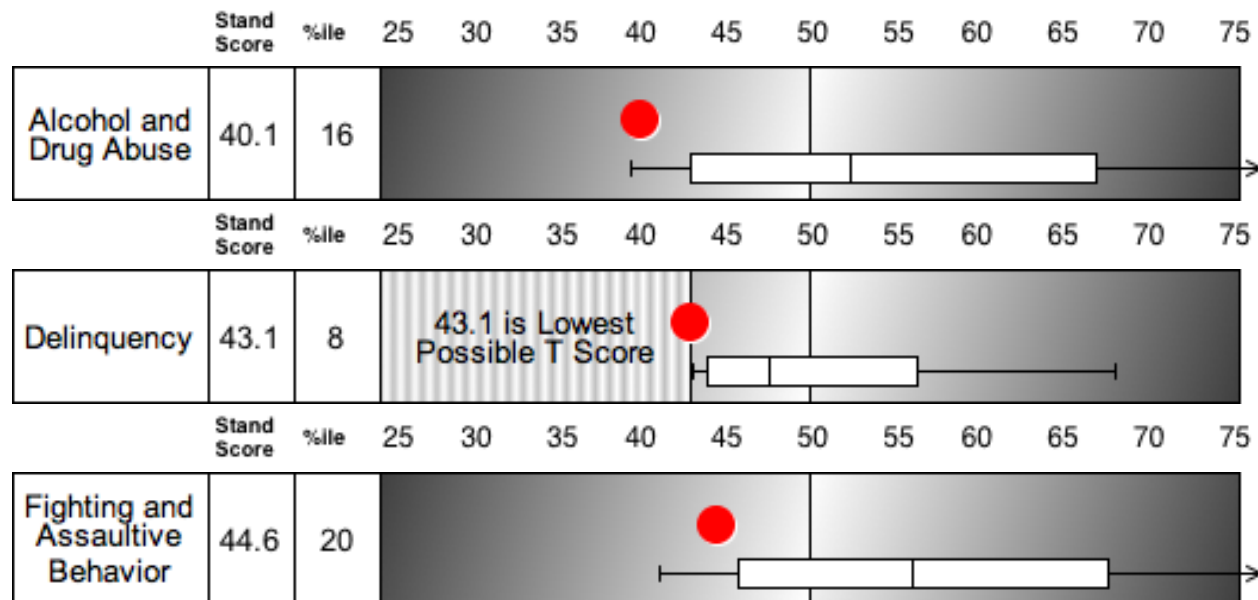
Crimes of Delinquency

The respondent admitted that he had been arrested for criminal offenses as a juvenile. He was asked how often he had been charged or convicted of the following delinquent offenses before his eighteenth birthday:

Offense	Never	Once	Rarely (2 to 10 times)	Sometimes (11 to 50 times)	Often (over 50 times)
Habitual truant	✓				
Runaway	✓				
Disorderly conduct or disturbing the peace	✓				
Malicious mischief	✓				
Trespassing	✓				
Loitering or vagrancy	✓				
Vandalism or destruction of property	✓				
Fire-setting or arson	✓				

Juvenile Antisocial Scales

The MIDSA asks a number of questions about acting out behaviors during childhood and adolescence. Exploratory factor analysis resulted in three factor scales. The report displays these scales and then the specific behaviors the respondent reported. Note that these are standardized against community adults.



Description of Juvenile Antisocial Scales

Juvenile alcohol and drug abuse. This factor scale includes six subscales measuring the variety and frequency of drug and alcohol use as a juvenile. Respondents who score high on this scale report frequent abuse with a variety of substances.

Juvenile delinquency. This factor scale includes ten subscales measuring different juvenile antisocial behaviors, including disturbing the peace, vandalism, trespassing, vagrancy, stealing, drug abuse, etc. High scorers are high on delinquency.

Juvenile behavioral and aggressive problems. This factor scale includes five subscales measuring instances of fighting, bullying, impulsive behavior, and school discipline problems. High scorers have a high incidence of fighting and impulsivity.

See the last page of this report for the Legend.

ADULT ANTISOCIAL HISTORY

Adult Alcohol and Drug History

Adult Use of Alcohol

Since his 18th birthday, the respondent has drunk alcohol once or a few times. He gets drunk once or a few times.

Consequences of Adult Use of Alcohol

The respondent reported that since his eighteenth birthday the following events occurred as a result of drinking:

Event	Never	Once	Rarely (2 to 10 times)	Sometimes (11 to 50 times)	Often (over 50 times)
He has missed work or school.	✓				
He has been verbally abusive to people.	✓				
He has assaulted people.	✓				
He has committed a crime.	✓				

Adult Use of Drugs Other Than Alcohol

The respondent claimed that he has not used drugs since his eighteenth birthday.

Adult Use of Drugs Other Than Alcohol

The respondent reported using drugs since his eighteenth birthday. Note that the respondent may have said he used drugs, but then reported he never used any of the drugs in the list.

Drug	Never	Once or a few times	A few times a year	Once or twice a month	Once or twice a week	Almost every day
Inhalants	✓					
Marijuana (THC)	✓					
Psychedelics: LSD (acid), mescaline, mushrooms	✓					
PCP (Angel Dust)	✓					
Cocaine/crack	✓					
Uppers: Speed, meth, crystal meth, crank, ritalin	✓					
Downers: Barbiturates, tranquilizers, sleeping pills, GBH	✓					
Heroin, morphine, O. C., prescription pain-killers	✓					
Inhalants such as gasoline or glue	✓					

Consequences of Drug Use in Adulthood

The respondent reported that the following occurred as a result of taking drugs since his eighteenth birthday:

Event	Never	Once	Rarely (2 to 10 times)	Sometimes (11 to 50 times)	Often (over 50 times)
He has been arrested for driving under the influence of drugs.	✓				
He has assaulted people.	✓				
He has committed a crime.	✓				

Adult Criminal Activities

Adult respondents were asked two series of questions about antisocial behaviors. This segment of the report describes behaviors he admitted to. The next section will report criminal charges or convictions that he acknowledged.

Admitted Behaviors

The respondent was first asked how often he engaged in the following behaviors since he turned 18:

Behavior	Never	Once	Rarely (2 to 10 times)	Sometimes (11 to 50 times)	Often (over 50 times)
He has set fires (other than campfires, barbecues, or legal burning).	✓				
He has purposely damaged or destroyed personal or public property.	✓				
He has hit or physically injured a wife, girlfriend, or parent.	✓				
He has had illegal drugs in his possession.	✓				
He has sold illegal drugs.	✓				

Adult Criminal Behaviors

The respondent was then asked if he ever engaged in a variety of criminal behaviors, regardless of whether he was arrested for them. He was first asked whether he engaged in the following four categories: (a) stealing, fraud, or robbery, (b) carrying or using weapons, (c) fighting or hurting another person, and (d) unlawful sexual behaviors. For those categories he admitted to, he was asked a number of specific questions. The report presents tables about the details of the categories he admitted doing.

Sometimes respondents are inconsistent in their responding. For example, they may admit to carrying a weapon, but then answer "never" to all specific questions. Such discrepancies may be errors in reading or in understanding or they may reveal an issue that needs to be explored.

If there is no table, the respondent denied engaging in that category.

Stealing Behaviors

The respondent admitted that he has done things involving stealing, fraud, or robbery as an adult. He answered the following specific questions about stealing:

Behavior	Never	Once	Rarely (2 to 10 times)	Sometimes (11 to 50 times)	Often (over 50 times)
He has taken or stolen something that did not belong to him.			✓		
He has robbed a home or a business (including shoplifting).	✓				
He has held up someone.	✓				
He has stolen cars.	✓				

Adult Physical Assault Behaviors

The respondent admitted that he has fought or hurt another person. He answered the following specific questions about his assaultive behavior:

Behavior	Never	Once	Rarely (2 to 10 times)	Sometimes (11 to 50 times)	Often (over 50 times)
He has been involved in physical fights.		✓			
He has started fights or picked on others.	✓				
He has physically assaulted males (not sexual).			✓		
He has physically assaulted females (not sexual).	✓				

Adult Criminal History

The next segment of MIDSA asks about the respondent's criminal history. The questions are generally parallel to the behavioral section, but they focus on whether he was charged or convicted. First, the respondent is asked about offenses related to driving and then he is asked about property and conduct offenses. After that he is asked whether he was ever charged with any of the following five categories of crimes: (a) offenses involving drugs or alcohol, (b) offenses involving stealing, fraud, or robbery, (c) offenses involving weapons, (d) offenses involving fighting, hurting or taking a person somewhere against their will, and (e) offenses involving sexual behaviors. For those categories he admits to, he is asked a number of specific questions. Each of these sets of questions appears in a table below. If there is no table, the respondent has not admitted to offenses in that category.

Driving-related Offenses

The respondent reported how often he had been ticketed, arrested, or charged for the following driving offenses:

Offense	Never	Once	Rarely (2 to 10 times)	Sometimes (11 to 50 times)	Often (over 50 times)
Driving while drunk or high on drugs	✓				
Leaving the scene of an accident	✓				
Driving dangerously	✓				
Other motor vehicle violation(s)	✓				

Adult Crimes

The respondent admitted that he has been charged or convicted of the following offenses:

Offense	Never	Once	Rarely (2 to 10 times)	Sometimes (11 to 50 times)	Often (over 50 times)
Fire-setting or arson	✓				
Disorderly conduct or disturbing the peace	✓				
Malicious mischief	✓				
Contributing to the delinquency of a minor		✓			
Trespassing	✓				
Loitering or Vagrancy	✓				
Vandalism or Destruction of Property	✓				
Rude or Harassing Phone Calls (not sexual)	✓				

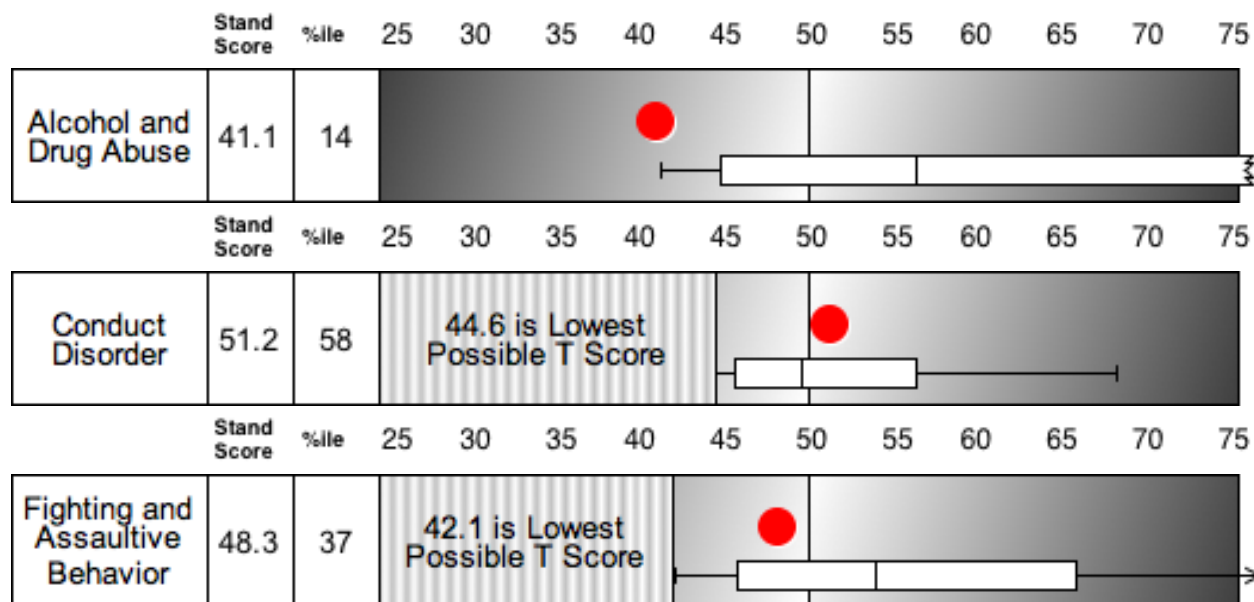
Adult Sexual Offenses

The respondent admitted that he has been charged with sexual offenses. He was asked how often he had been charged or convicted of the following sexual offenses:

Offense	Never	Once	Rarely (2 to 10 times)	Sometimes (11 to 50 times)	Often (over 50 times)
Dirty or obscene phone calls	✓				
Indecent exposure	✓				
Voyeurism	✓				
Open and gross lewdness or lascivious behavior	✓				
A sexual offense involving contact with a female under 16 years of age	✓				
A sexual offense involving contact with a male under 16 years of age			✓		
A sexual offense involving contact with a female over 16 years of age	✓				
A sexual offense involving contact with a male over 16 years of age	✓				

Adult Antisocial Scales

The MIDSA asks a number of questions about acting out behaviors during adulthood. Exploratory factor analysis resulted in three factor scales. The report displays these scales and then the specific behaviors the respondent reported.



Description of Adult Antisocial Scales

Adult alcohol and drug abuse. This factor scale includes four subscales measuring the variety and frequency of drug and alcohol use as an adult. Respondents who score high on this scale report frequent abuse with a variety of substances.

Adult conduct disorder. This factor scale includes four subscales measuring different adult antisocial behaviors, including disturbing the peace, vandalism, trespassing, vagrancy, stealing, etc. High scorers are high on conduct offenses.

Adult fighting and assaultive behavior. This factor scale includes five subscales measuring various aspects of assaultive behavior including carrying a weapon, charges for armed robbery and assaultive crimes, and getting into fights. Respondents who score high on this scale report frequent assaultive behaviors.

See the last page of this report for the Legend.

INTRODUCTION TO SEXUALIZATION SECTIONS

This MIDSA section questions respondents extensively about their sexual practices, thoughts, and fantasies and about attitudes that have been shown to support sexually coercive behavior. It begins with a sexual history, then reports on the respondents' exposure to and use of pornography. For respondents who admit sexual contact with children, a report on their types of sexual contact, thoughts, and practices follows. Last is a number of scales designed to measure sexualization, sexual and masculine inadequacy, paraphilias, and sadism.

Note that the Administrator may have chosen to omit some of these sections.

SEXUAL HISTORY AND PREFERENCES

After respondents were asked about potential sexual abuse during their childhood and teenage years, they were asked about their sexual experiences in general and then they were asked about their sexual experiences with females and males of particular age groups.

Sometimes respondents may admit to sexual contact with a certain age-gender category, but then answer "none" or "never" to the specific questions (how many people in that category, how frequently, etc.). Such discrepancies are often errors reading or in understanding. Sometimes they may reveal a respondent's conflict about how to answer questions that should be explored.

If the respondent claims he has had no sexual contact with any age-gender category, there will be no report of Age Preferences in Sexual Contact with Females or Males.

General Sexual Behavior

The respondent was 9 years old the first time he did something sexual with another person. The first time the respondent had consensual intercourse he was 12 years old. He has had intercourse with 4 to 5 prostitutes.

Age Preferences in Sexual Contact with Females

Respondents are asked to identify age groups with whom they have had sexual contact. For all categories (0-5, 6-13, 14-17, adult women, and women over 60) they are asked to describe the extent of that contact.

Sexual contact with older girls (age 6 - 13)

The respondent reported that he has had sexual contact 51 to 100 times with 6 to 10 older girls (age 6 - 13).

Sexual contact with adult women

The respondent reported that he has had sexual contact 2 to 3 times with 4 to 5 adult women.

Age Preferences in Sexual Contact with Males

Respondents are asked to identify age groups with whom they had had sexual contact. For all categories (0-5, 6-13, 14-17, adult men, and men over 60) they are asked to describe the extent of that contact.

Sexual Contact with teenage boys (age 14 - 17)

The respondent reported that he has had sexual contact with one such person 21 to 50 times.

Sexual Contact with adult men

The respondent reported that he has had sexual contact 6 to 10 times with 4 to 5 adult men.

Sexual Contact with older boys (age 6 - 13)

The respondent reported that he has had sexual contact 51 to 100 times with 21 to 50 older boys (age 6 - 13).

PORNOGRAPHY**Exposure to and Use of Pornography**

Before his thirteenth birthday, relatives or family members never gave the respondent pornography. As a child he looked at pornographic materials once or a few times. As a teenager the respondent, when not incarcerated, looked at pornographic materials once or twice a month. As an adult the respondent, when not incarcerated, he has looked at pornographic materials a few times a year.

He never masturbated to pornography as a teen when not incarcerated.

The respondent never masturbated to pornography as an adult when not incarcerated.

The kinds of pornographic material he accessed as a child were:

Type	Never	Once or a few times	A few times a year	Once or twice a month	Once or twice a week	Almost every day
Magazines		✓				
X-rated sex movies or videos	✓					
Internet sites		✓				
Live sex shows	✓					

The content of the pornographic material that the respondent used as a child included:

Type	Never	Once or a few times	A few times a year	Once or twice a month	Once or twice a week	Almost every day
Nude women		✓				
Nude men		✓				
Sex acts between adults	✓					
Nude children			✓			
Sex acts involving children	✓					
Consensual sex	✓					
Sex acts where people were not really physically harmed, but the scenes included acts such as tying, handcuffing, spanking, or similar acts	✓					
Sex acts where people actually appeared to be physically harmed	✓					

The kinds of pornographic material that the respondent accessed between his thirteenth and eighteenth birthdays were:

Type	Never	Once or a few times	A few times a year	Once or twice a month	Once or twice a week	Almost every day
Magazines			✓			
X-rated sex movies or videos	✓					
Internet sites				✓		
Live sex shows		✓				

The content of the pornographic material that he accessed between his thirteenth and eighteenth birthdays were:

	Never	Once or a few times	A few times a year	Once or twice a month	Once or twice a week	Almost every day
Nude women					✓	
Nude men			✓			
Sex acts between adults	✓					
Nude children				✓		
Sex acts involving children	✓					
Consensual sex	✓					
Sex acts where people were not really physically harmed, but the scenes included acts such as tying, handcuffing, spanking, or similar acts	✓					
Sex acts where people actually appeared to be physically harmed	✓					

The kinds of pornographic material that the respondent has used as an adult are:

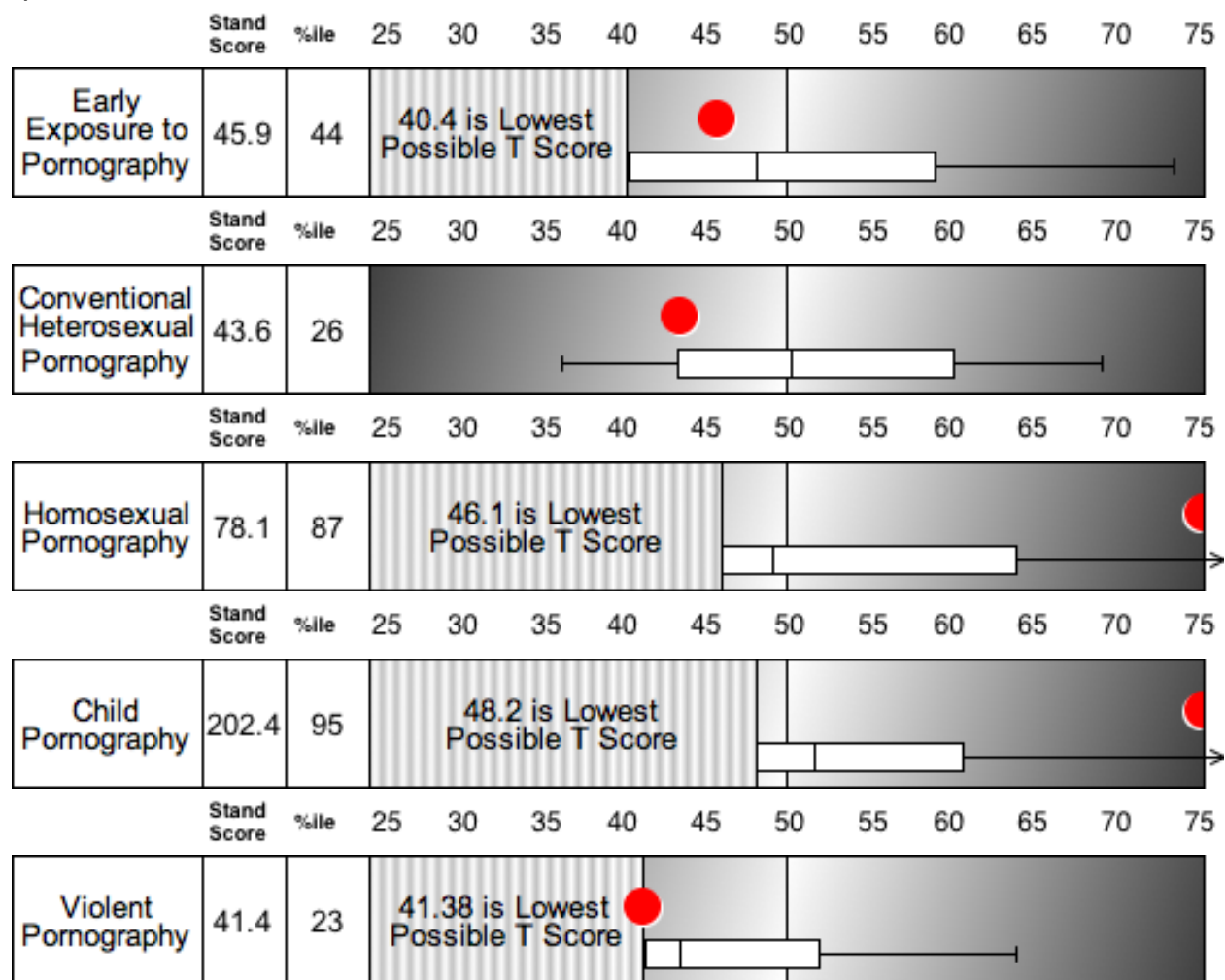
Type	Never	Once or a few times	A few times a year	Once or twice a month	Once or twice a week	Almost every day
Magazines			✓			
X-rated sex movies or videos	✓					
Internet sites			✓			
Live sex shows	✓					

The content of the pornographic material that he has accessed as an adult are:

	Never	Once or a few times	A few times a year	Once or twice a month	Once or twice a week	Almost every day
Nude women				✓		
Nude men			✓			
Sex acts between adults			✓			
Nude children				✓		
Sex acts involving children	✓					
Consensual sex			✓			
Sex acts where people were not really physically harmed, but the scenes included acts such as tying, handcuffing, spanking, or similar acts	✓					
Sex acts where people actually appeared to be physically harmed	✓					

Pornography Use Scales

Exploratory factor analyses yielded factors that replicated across adult and juvenile sexual offender. The five factor scales that describe the respondent's experiences, use of, and attitudes toward pornography. One scale, Early Exposure to Pornography, is differentiated temporally from the other four, focusing only on childhood exposure. Three scales are differentiated by person depicted in the pornographic material—children, men, and women—and one scale focuses on the amount of violence in the material—Violent Pornography. If some scales are missing, it is because respondents who reported no pornography exposure or use were not given additional questions.



Description of the Pornography Use Scales

Early exposure to pornography. This scale consists of five items. Respondents who scored high on this scale were exposed to sexual materials during childhood. The kinds of materials included X-rated movies, nude women, and sex acts between adults.

Conventional heterosexual pornography. This scale consists of ten items.

Respondents who score high on this scale used conventional heterosexual pornography as teenagers (13 -18) and as adults. The kinds of materials they used included X-rated movies, viewing nude women or sex acts between adults, and going to strip/live sex shows. They also reported whether they masturbated to these materials.

Homosexual pornography. This scale consists of two items reporting use of pornography of nude men during their childhood, teenage years, and adulthood.

Child pornography. This scale consists of four items. Respondents who score high on this scale have used pornography depicting nude children and sex acts involving children. This use occurred during their childhood, teenage years, and adulthood.

Violent pornography. This scale consists of four items. Respondents who score high on this scale have used pornography depicting bondage and physical harm to victims during sex. This use occurred during their childhood, teenage years and adulthood.

NOTE: The respondent scored higher than 1.5 standard deviations above the mean of the community males on one or more of the Pornography Scales. The respondent's responses for these items are displayed in the Exposure to and Use of Pornography section.

CHILD MOLESTATION

Respondents who admitted to having sexual interest in children were asked four sets of questions about this interest. The first set of questions asks them to choose the specific kinds of sexual contact they had with children of various ages (0-5, 6-13, and, 14-17). The second set of questions asks them about their sexual thoughts. The third set of questions asks them about the people they socialize with. The last set of questions ask them about their modus operandi during their crimes. If the report does not display responses for one or more set of questions, it is because the respondent claimed he did not engage in such behaviors. Three scales assessing sexual arousal to children, sexual sadism to children, and cognitive distortions supporting child molestation appear in the Sexual Fantasy, Attitude, and Behavior Scales section.

Kinds of Sexual Contact

With Grade School Boys

The respondent reported the following sexual contact:

- Touching and fondling
- Taking pictures of us naked
- Fellatio by respondent
- Anal intercourse by victim
- Anal intercourse by respondent

With Teenage Boys

The respondent reported the following sexual contact:

- Touching and fondling
- Fellatio by respondent
- Fellatio by victim
- Anal intercourse by victim
- Anal intercourse by respondent

Sexual Thoughts about Females

In this section respondents were asked to describe which categories of females (0-5, 6-13, 14-17, adult women, and women over 60) they thought about when they were having sexual thoughts.

Thoughts about adult women

When the respondent started having sexual thoughts about adult women he was 12 years old. The last time he had such thoughts he was 51. He had such thoughts once or twice a month. These thoughts once or a few times led to sexual arousal. He never masturbated to these thoughts.

Sexual Thoughts about Males

In this section respondents were asked to describe which categories of males (0-5, 6-13, 14-17, adult men, and men over 60) they thought about when they were having sexual thoughts.

Thoughts about older boys (age 6 - 13)

When the respondent started having sexual thoughts about older boys (age 6 - 13) he was 13 years old. The last time he had such thoughts he was 51. He had such thoughts once or twice a week. These thoughts once or a few times led to sexual arousal. He never masturbated to these thoughts.

Modus Operandi of Child Molestation

The respondent reported that the children or adolescents with whom he has had sexual contact were:

- Children with whom he was friendly
- Neighbors
- His brothers or sisters

The respondent reported that he met his victims in the following ways:

- He met them at places they hang out (movies, beach, etc.).
- He met them in the streets of his neighborhood.
- He met them at church.
- He met them by volunteering (Boy Scouts, Little League, etc.).

The respondent reported that he used the following techniques to gain sexual access to his victims:

- He made friends with them.
- He started slowly and gradually did more and more sexual things with them.

The respondent reported that he encouraged his victims to comply with the following rewards or promises:

	Never	Once	Rarely (2 to 10 times)	Sometimes (11 to 50 times)	Often (over 50 times)
Money	✓				
Gifts		✓			
Drugs or alcohol	✓				
Cigarettes	✓				
Favors, promises, or privileges			✓		
Getting or keeping a job		✓			
Promising them higher grades	✓				

The respondent reported that he used the following to gain victim compliance:

	Never	Once	Rarely (2 to 10 times)	Sometimes (11 to 50 times)	Often (over 50 times)
The respondent's friendship with his victims					✓
The respondent's power or authority over them	✓				
Helping them solve a problem	✓				
Showing them concern about their lives			✓		
Making them think that they wanted sexual contact			✓		

The respondent claimed that he never used physical force or threats (to harm them or others, get them into trouble, etc.).

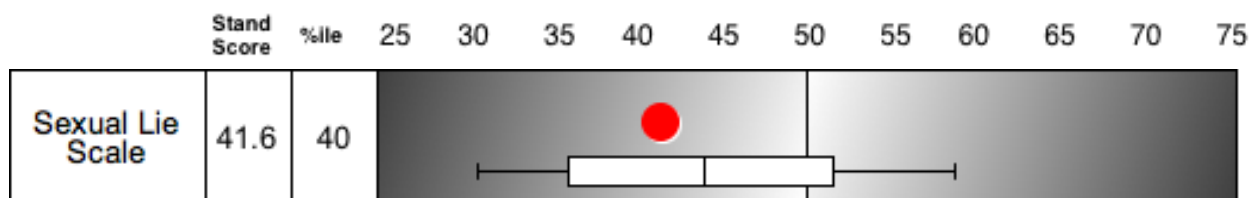
The respondent reported doing the following when his victim(s) resisted him:

	Never	Once	Rarely (2 to 10 times)	Sometimes (11 to 50 times)	Often (over 50 times)
He threatened to hurt them.	✓				
He threatened to hurt their friends or family.	✓				
He threatened not to be their friend anymore.	✓				
He yelled at them.	✓				
He tied or constrained them in some fashion.	✓				
He hit or hurt them.	✓				
He threatened to get them in trouble.	✓				
He did nothing.					✓
He withdrew love or ignored them.	✓				

SEXUAL FANTASY, ATTITUDES, AND BEHAVIOR SCALES

In this section are a number of scales designed to measure attitudes toward child molestation, sexualization, sexual and masculine inadequacy, paraphilias, and sadism. These scales have been found empirically to correlate with various forms of sexually coercive behavior.

Sexual Lie Scale



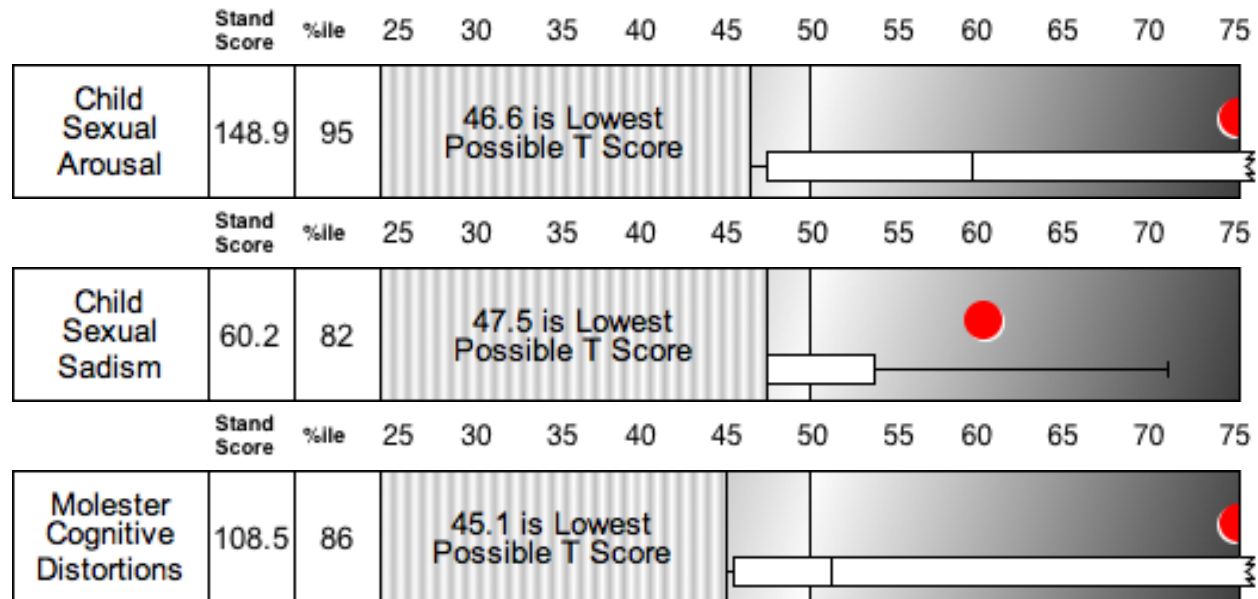
Description of the Sexual Lie Scale

Sexual lie scale. This scale contains six items that describe sexual thoughts and behaviors. High scores on this lie scale indicate that the respondent is denying engaging in sexual behaviors and having sexual thoughts. T Scores greater than 65 on this lie scale indicate defensiveness about sexual behavior, and that responses on the sexualization scales should be interpreted with caution.

See the last page of this report for the Legend.

Child Molestation Scales

In the MIDSA respondents were asked a series of questions about their sexual arousal to children and their attitudes about child sexual behavior. Exploratory factor analysis of all child-sex related behavior, attitude, and fantasy items yielded three factors.



Description of the Child Molestation Scales

Child Sexual Arousal. This scale consists of five items that assess being sexually aroused by children and fantasizing sexual activity with them. Respondents who score high on this scale report high sexual arousal to children.

Child Sexual Sadism. This scale consists of six items that assess fantasies and behaviors involving hurting or frightening a child during sex. Respondents who score high on this scale report inclinations to high sexual sadism with children.

Child Molester Cognitive Distortions. This scale consists of six items that endorse attitudes conducive to or supporting sexual behavior with children. Three of the items focus on the theme that children are sexual beings and sex with them is like sex with adults, and three downplay the possibility of any harm to the child. Respondents who score high on this scale evidence high endorsement of such cognitive distortions.

See the last page of this report for the Legend.

Report of Individual Questions on the Child Sexual Arousal Scale.

The respondent scored higher than 1.5 standard deviations above the mean of the community males on the Child Sexual Arousal Scale. So that you can target his problems in therapy, here are the answers he gave to the questions on the scale. To interpret his responses, it is helpful to know that most respondents in the community sample denied any arousal to children.

	Definitely False	Possibly False	Not sure	Possibly True	Definitely True
I get sexually turned on by little boys.					✓
I get sexually turned on by little girls.				✓	

	Never	Once	Rarely (2 to 10 times)	Sometimes (11 to 50 times)	Often (over 50 times)
I have thought about having sex with a child.					✓
I have become sexually excited over thoughts of having sex with a child.					✓
I have had sexual thoughts about putting my penis in a child's rear end.			✓		

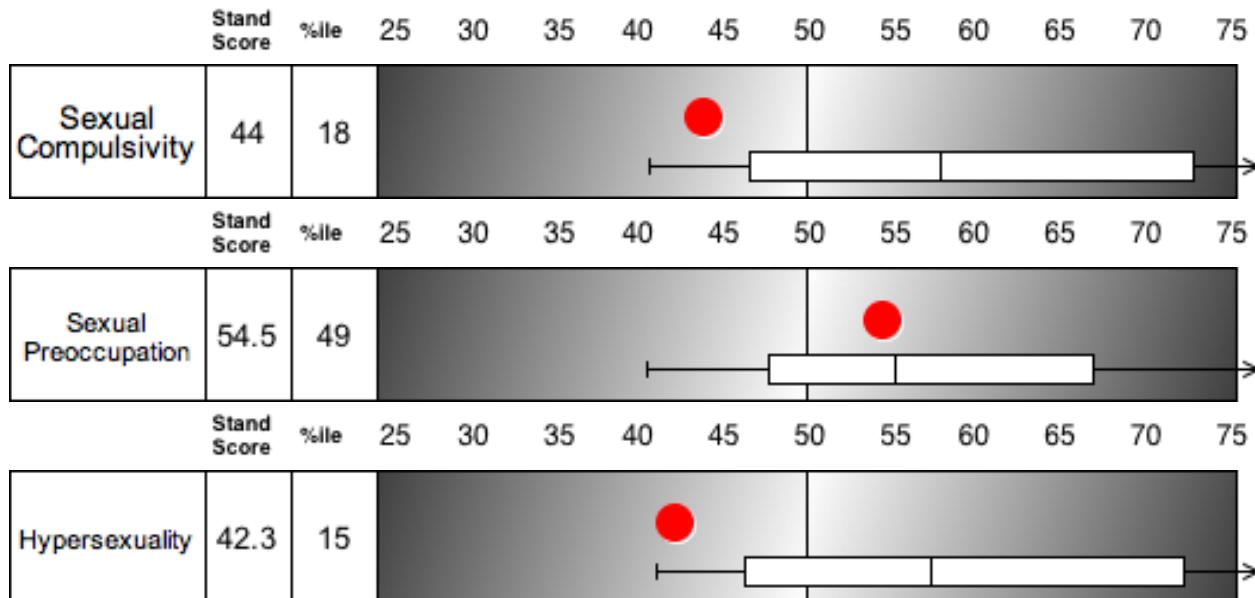
Report of Individual Questions on the Child Molester Cognitive Distortions Scale.

The respondent scored higher than 1.5 standard deviations above the mean of the community males on the Child Molester Cognitive Distortions Scale. So that you can target his distortions in therapy, here are the answers he gave to the questions on the scale. To interpret his responses, it is helpful to know the community sample answered "definitely false" to these cognitive distortions.

	Definitely False	Possibly False	Not sure	Possibly True	Definitely True
I believe that sex with a child is a way to make the child feel closer to adults.	✓				
Sometimes someone can show affection and love to a child by touching them sexually.				✓	
Society makes a much bigger deal out of adults having sex with children than it really is.				✓	
Sex with children is sometimes a lot like adult sexual relationships.					✓
Many children who are sexually assaulted do not have any major problems because of the assaults.		✓			
Sex with children can help the child learn about sex.				✓	

Sexualization Scales

The MIDSA includes two factor scales and one rational scale that describe the intensity and intrusiveness of sexual fantasies and the frequency of sexual activity. The respondent's scores on these three scales appear in the charts below. Note that these are standardized against community adults.



Description of the Sexualization Scales

Sexual Compulsivity. This factor scale consists of nine items. Respondents who scored high on this scale reported being slave to their sexual urges/being unable to control their sexual urges.

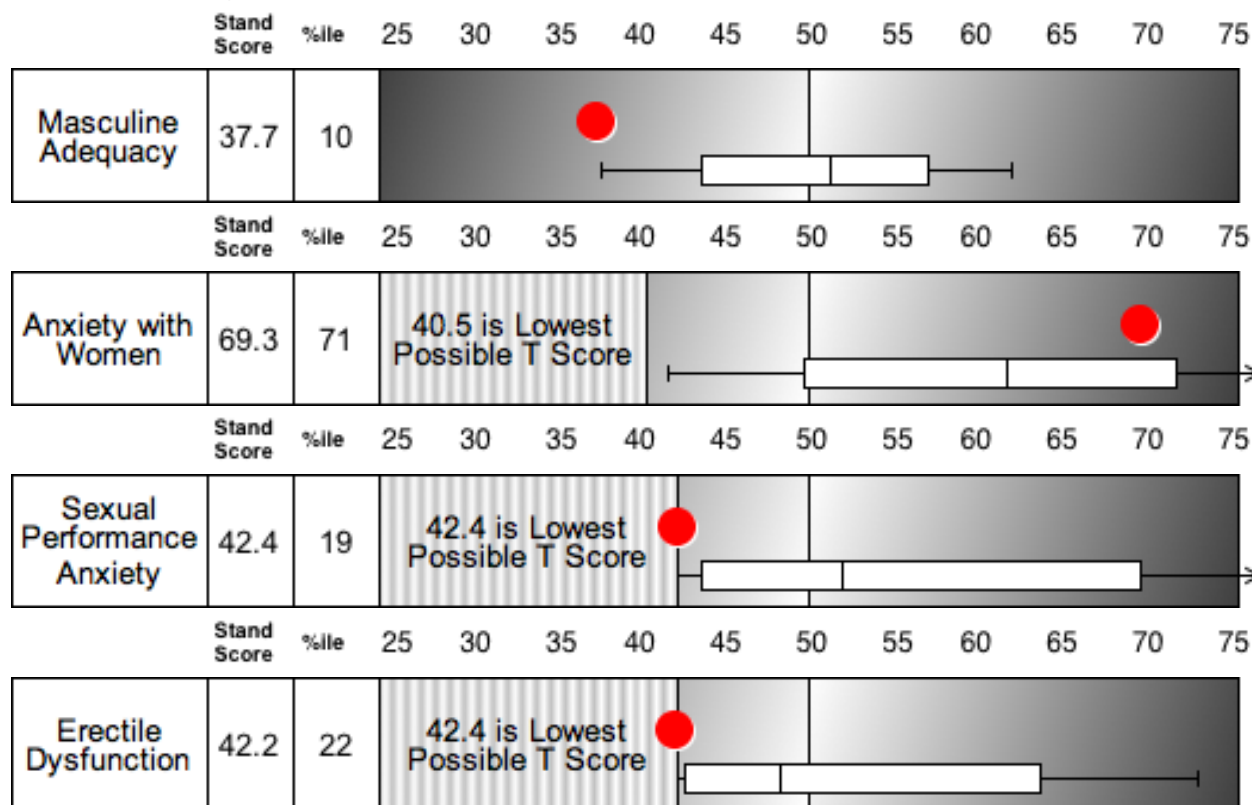
Sexual Preoccupation. This factor scale consists of seven items. Respondents who score high on this scale report that they think, daydream, and dream about sex frequently.

Hypersexuality. This rational scale consists of five items that measure sexual drive. Respondents who score high on this scale report frequent sexual activity and/or the need to have sex frequently.

See the last page of this report for the Legend.

Masculine Adequacy and Sexual Inadequacy Scales

The MIDSA includes four factor scales that describe how sexualized respondents are. The respondent's score on these scales appear in the charts below. Note that these are standardized against community adults.



Description of the Masculine Adequacy and Sexual Inadequacy Scales

Masculine adequacy. This scale consists of five items. Respondents who scored high on this scale report that they are manly, good in fights, and in sex.

Anxiety with women. This scale consists of five items. Respondents who score high on this scale report feeling anxious, nervous, inadequate, and guilty around women and sex.

Sexual performance anxiety. This scale consists of three items that measure anxiety about their penis and their sexual performance.

Erectile dysfunction. This scale consists of three items. Respondents who score high on this scale report difficulties with erection and ejaculation.

See the last page of this report for the Legend.

Report of Individual Questions on the Anxiety with Women Scale.

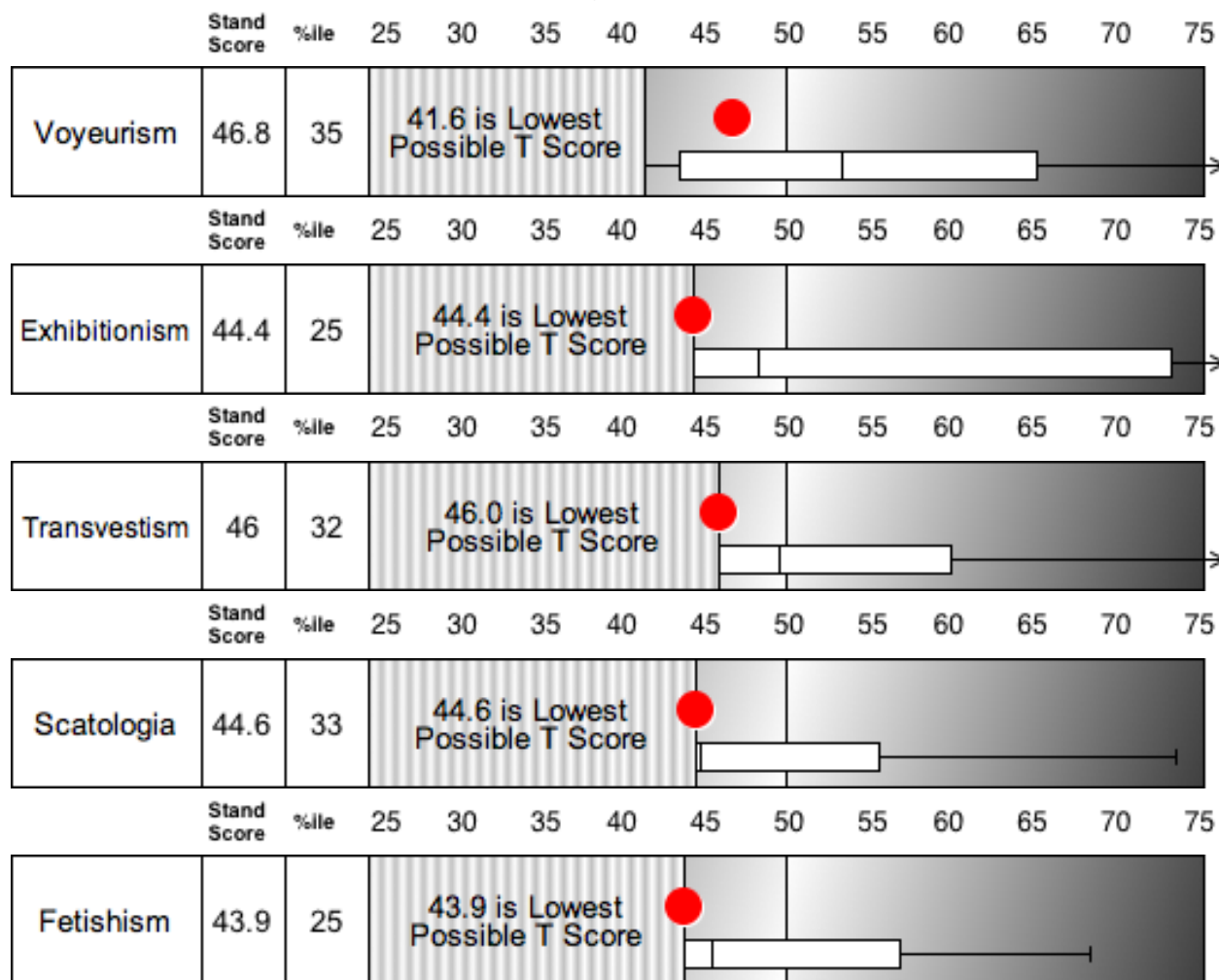
The respondent scored higher than 1.5 standard deviations above the mean of the community males on the Anxiety with Women Scale. So that you can target his problems in therapy, here are the answers he gave to the questions on the scale. To interpret his responses, it is helpful to know that the mean of the community sample on these items was in the "possibly false" range.

	Definitely False	Possibly False	Not sure	Possibly True	Definitely True
I feel nervous around females.	✓				
I feel embarrassed if I talk about sex.					✓
When I have sex with a woman or girl, I feel nervous.				✓	
It is hard to talk to women or girls.				✓	

	Never	Once	Rarely (2 to 10 times)	Sometimes (11 to 50 times)	Often (over 50 times)
I have had trouble finding someone to have sex with.				✓	

Paraphilia Scales

The MIDSA includes five factor scales that describe the respondent's paraphilic fantasies and behaviors. The respondent's score on these scales appear in the charts below. Note that these are standardized against community adults.



Description of the Paraphilia Scales

Voyeurism. This scale consists of five items. Respondents who scored high on this scale both engage in voyeurism and report having strong urges to do so. They also report masturbating while watching someone.

Exhibitionism. This scale consists of five items. Respondents who score high on this scale report exposing themselves and report having strong urges to do so. They also may report reaching climax while exhibiting themselves.

Transvestism. This scale consists of three items. Respondents who score high on this scale report becoming aroused by wearing women's clothes.

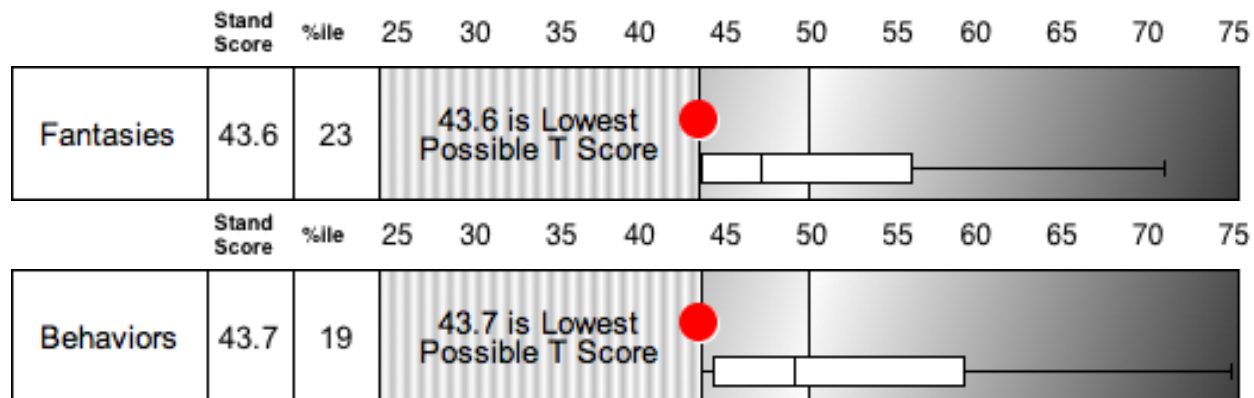
Scatologia. This scale consists of two items. Respondents who score high on this scale report making obscene phone calls.

Fetishism. This scale consists of three items. Respondents who score high on this scale report becoming aroused by nonsexual parts of women's bodies, such as feet or hair and being aroused by a woman's smell or feel.

See the last page of this report for the Legend.

Sexual Sadism Scales

The MIDSA includes two rational scales that describe the amount of sadistic fantasies and behavior reported by the respondent. The respondent's score on these scales appear in the charts below. Note that these are standardized against community adults.



Description of the Sexual Sadism Scales

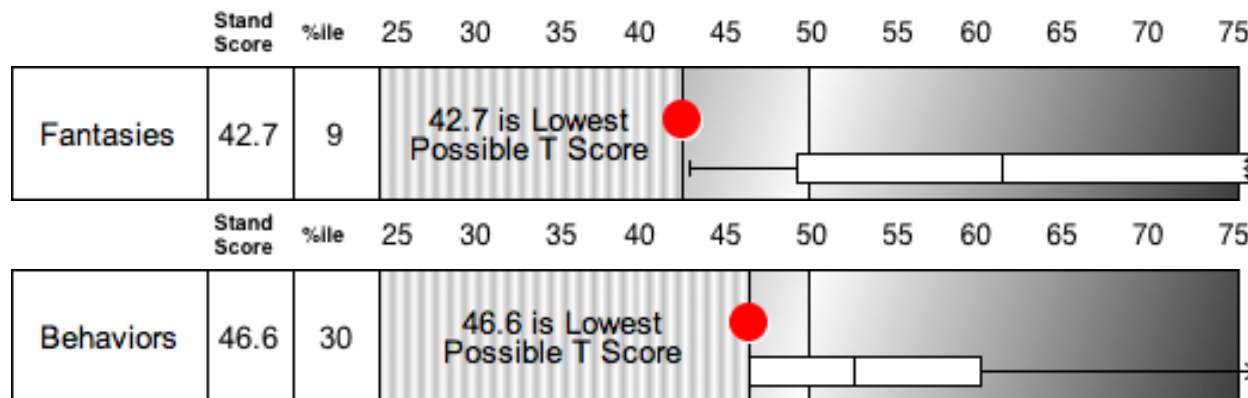
Fantasy. This scale consists of seven items. Respondents who scored high on this scale report becoming aroused by thoughts of scaring, hurting, humiliating, or killing women during sex.

Behaviors. This scale consists of eight items. Respondents who score high on this scale report having scared, hurt, or humiliated women during sex.

See the last page of this report for the Legend.

Expressive Aggression Scales

The MIDSA includes two factor scales that describe how hostile toward women in nonsexual situations respondents are. The respondent's score on these scales appear in the charts below. Note that these are standardized against community adults.



Description of the Expressive Aggression Scales

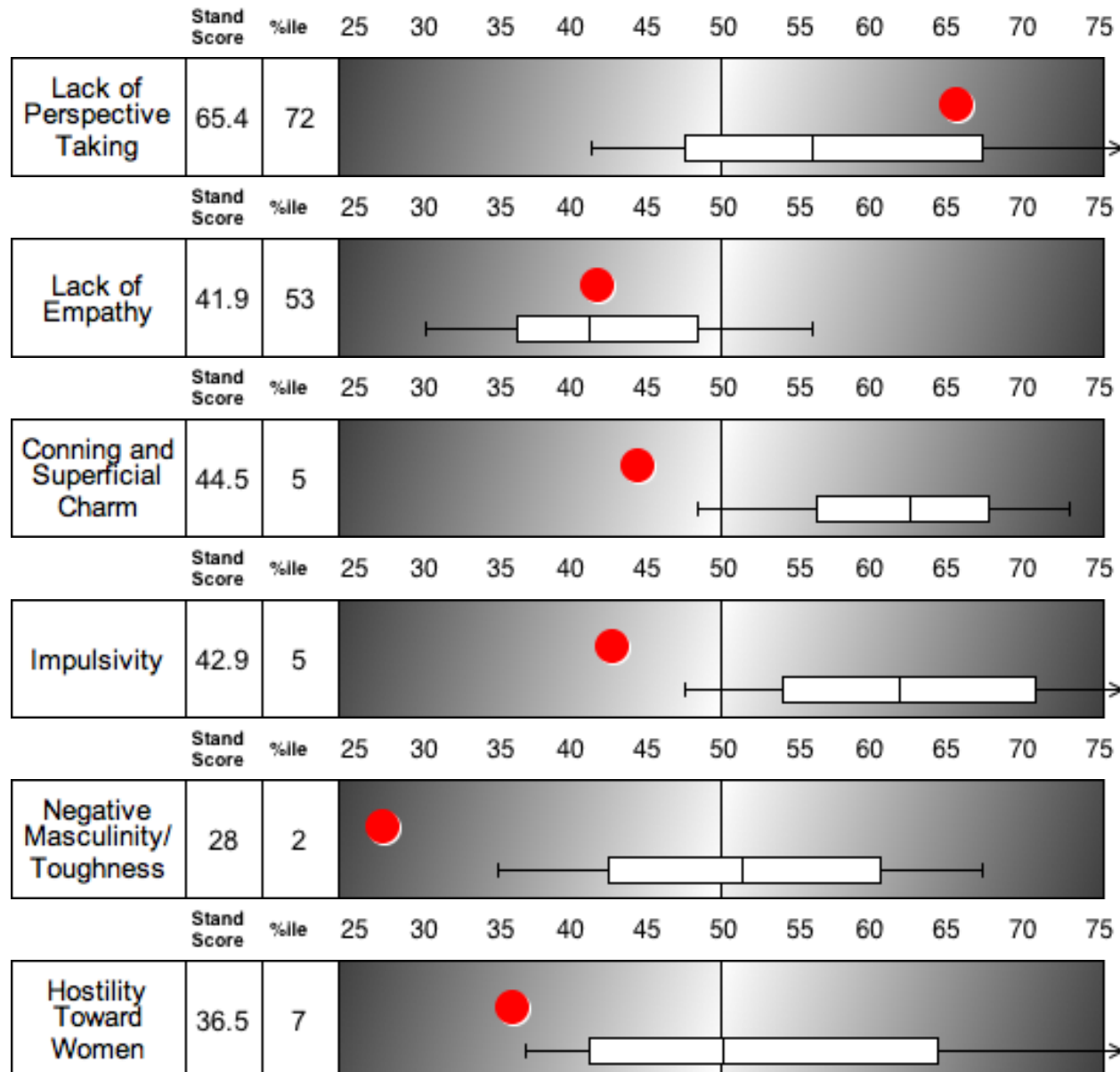
Expressive aggression fantasy. This scale consists of five items. Respondents who scored high on this scale report having felt angry toward women and had thoughts of hurting or frightening them in nonsexual situations.

Expressive aggression behavior. This scale consists of four items. Respondents who score high on this scale report they have beaten or harmed women in nonsexual situations.

See the last page of this report for the Legend.

Psychopathy and Hypermasculinity Scales

The MIDSA includes six scales that assess various components of psychopathy and negative masculinity, which are correlated domains related to increased probability of sexually coercive behavior against women and age-appropriate females.



Description of Psychopathy and Hypermasculinity Scales

Lack of perspective taking. This factor scale consists of six items. Respondents who scored high on this scale report difficulty seeing another's perspective and considering both sides of an issue.

Lack of empathy. This scale consists of eight items. Respondents who score high on this scale report they lack feelings of concern for the misfortunes of others.

Conning and superficial charm. This scale consists of six items. Respondents who score high on this scale report having conned others, taken advantage of them, and manipulated them with charm.

Impulsivity. This scale consists of seven items. Respondents who score high on this scale report acting on impulse, losing control, and moodiness.

Negative masculinity/toughness. This scale consists of five items. Respondents who score high on this scale endorse attitudes of toughness and masculine honor-defending.

Hostility toward women. This scale consists of eight items. Respondents who score high on this scale report negative attitudes toward women and endorse cognitive distortions about rape.

See the last page of this report for the Legend.

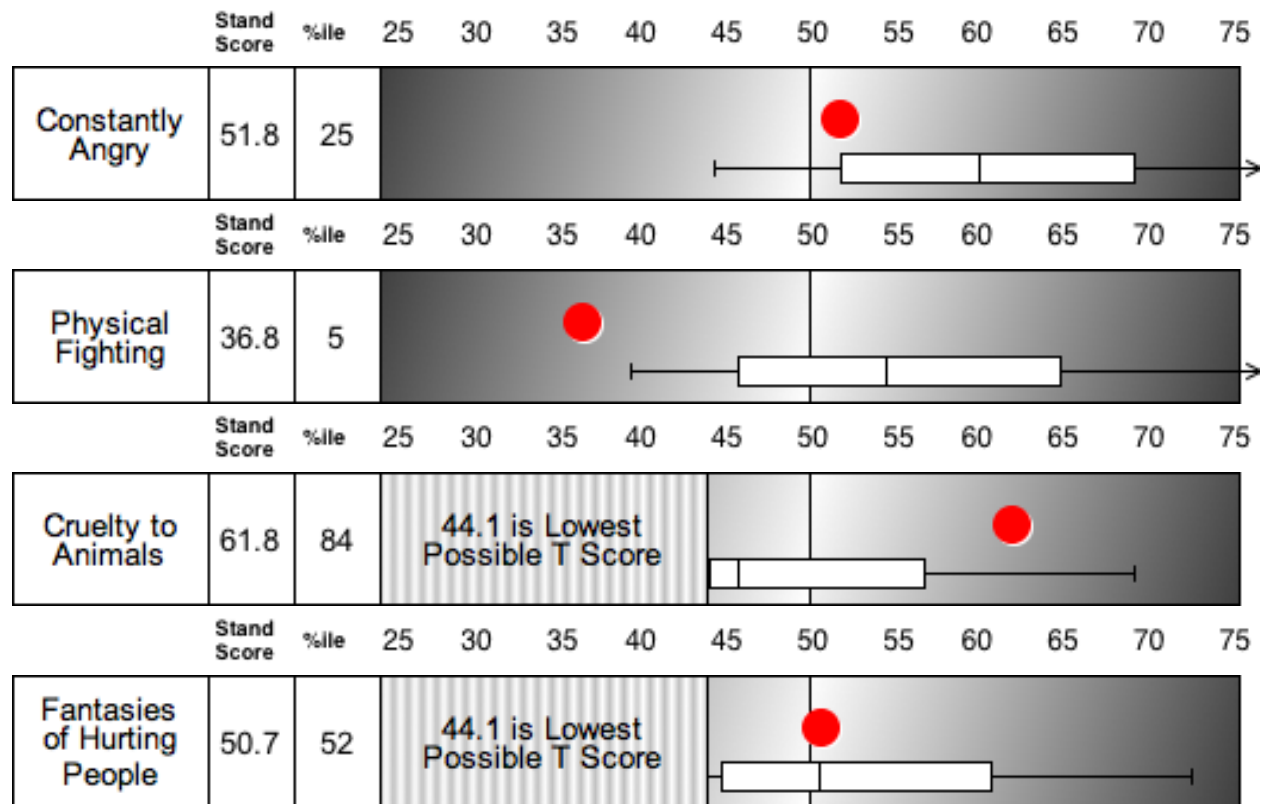
Report of Individual Questions on the Lack of Perspective Taking Scale.

The respondent scored higher than 1.5 standard deviations above the mean of the community males on the Lack of Perspective Taking Scale. So that you can target his problems in therapy, here are the answers he gave to the questions on the scale. To interpret his responses, it is helpful to compare the respondent's answers to those of the community sample. Five of the items in this scale ask about positive perspective taking ability, and scores are reversed to create the scale. The community sample tended to answer the positive questions in the "possibly true" range. For the one item that asked directly about lack of perspective taking (the "other guy's point of view" item), the community sample tended to answer in the "possibly false" range.

	Definitely False	Possibly False	Not sure	Possibly True	Definitely True
I try to look at everybody's side of an argument before I make a decision.		✓			
No matter whom I'm talking to, I'm always a good listener.		✓			
I find it difficult to see things from the "other guy's" point of view.				✓	
I believe that every issue has two sides and I try to look at both of them.				✓	
I am always willing to admit when I make a mistake.		✓			
I am quick to admit making a mistake.				✓	

Pervasive Anger Scales

The MIDSA includes four scales that assess anger and nonsexual aggressive fantasies.



Description of Pervasive Anger Scales

Constantly angry. This scale consists of eight items that assess instances of anger and failure to control one's temper. Respondents who score high on this scale report grouchiness, frequent anger, and temper tantrums.

Physical fighting. This scale consists of four items that assess tendencies to engage in and enjoy assaultive behavior (physical fights) against both males and females.

Cruelty to animals. This scale consists of four items that assess the frequency that the respondent has been cruel to animals, other than in sport (hunting).

Fantasies of hurting people. This scale consists of four items that assess the frequency of having fantasies of hurting other people or seeing them hurt.

See the last page of this report for the Legend.

Offense Planning Scales

The offense planning section is given to those who admit to (a) manipulating or forcing someone to have sex, (b) being charged or convicted of a sex crime, or (c) having sexual contact with a child or with a teen when they were over 16 years of age. The MIDSA includes four factor scales that describe offense planning and fantasy. Because community samples can not provide valid data about offense planning, the respondent's scores are reported as percentiles.

Intimacy-seeking sexual fantasies. This scale consists of seventeen items that assess fantasies in which the respondent ignores the agonistic nature of coercive sexual behavior and fantasies that his sexual overtures will elicit a positive response. He fantasies both about what he will say and do sexually to a women and what she will say and feel and do sexually to him during the offense encounter. The respondent's score was higher than 53 percent of a sample of adult sex offenders.

Aggressive/violent fantasies. This scale contains seven items that tap the respondent's fantasies about physically harming, frightening, and even killing someone during nonconsensual sex. The respondent's score was higher than 25 percent of a sample of adult sex offenders.

Explicit Planning. This factor consists of seven items that indicate that the respondent has thought specifically about committing an offense, including who the victim would be and where he would commit the offense. The respondent's score was higher than 76 percent of a sample of adult sex offenders.

Eluding Apprehension. This scale contains five items that assess the respondent's plans to elude apprehension after sexually coercive behavior. High scores indicate high post-offense planning. The respondent's score was higher than 59 percent of a sample of adult sex offenders.

Report of Individual Questions on the Explicit Planning Scale.

Compared to incarcerated adult sexual offenders the respondent scored higher than half a standard deviation above the mean on the Explicit Planning Scale. So that you can target his problems in therapy, here are the answers he gave to the questions on the scale. To interpret his responses, it is helpful to know that the mean of incarcerated adult sexual offenders was at the "once" level.

When you think about manipulating or making somebody to have sex with you, how do you think about starting it at the various times listed below?

	Never	Once	Rarely (2 to 10 times)	Sometimes (11 to 50 times)	Often (over 50 times)
Two weeks or more before	✓				
Only on the day that I did it					✓

	Never	Once	Rarely (2 to 10 times)	Sometimes (11 to 50 times)	Often (over 50 times)
How often have the thoughts that you have had about manipulating or making somebody have sex have changed over time (that is, how often have the details about what would happen and who you would manipulate changed)?			✓		



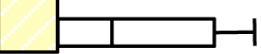

	Never	Once	Rarely (2 to 10 times)	Sometimes (11 to 50 times)	Often (over 50 times)
How often have your thoughts about manipulating somebody to have sex been different from what actually happened when you did it?			✓		

How often have you thought about the following when you think about manipulating somebody to have sex?

	Never	Once	Rarely (2 to 10 times)	Sometimes (11 to 50 times)	Often (over 50 times)
Who the person should be--old, rich, blond, Asian, beautiful etc.				✓	
Where or how I would find the person (hitchhiking, at a party, near a college, in the park, etc.)			✓		
Where I would take the person to commit the assault (my car, the woods etc.)			✓		

Scale Legend

Legend

- Respondent's T Score appears in numeric form, at left, and as a circle on the plot.
 - ◐ If the respondent's T score is lower than 25 or higher than 75, its symbol is a half circle.
-  The figure represents the distribution of scores in a sample of incarcerated sex offenders. The box encloses the 25th to 75th percentile. The vertical line in the box is the median. The whiskers mark the 10th and 90th percentile.
-  If the 10th or 90th percentile goes beyond a T score of 25 or 75, the marker ends with an arrow to indicate that it goes off the scale.
-  In scales that assess low incidence behaviors, the lowest T score may be greater than 25. The shaded box marks the lowest possible score.
-  The scale represents the T scores of a sample of community males.

See the MIDSA Clinical Manual for assistance with the interpretation of the scales.

This is the end of the report.